



BRUSHLESS MOTOR



BR20/500

PRODUCT

Code	Product Description	Pcs/ Pallet
BR20/500	Electromechanical actuator BRUSHLESS, low voltage, super intensive use, with motor encoder onboard, irreversible, ideal for swing gates with leaf up to 3,5 mt lenght, with adjustable mechanical stopper in opening and closing	36

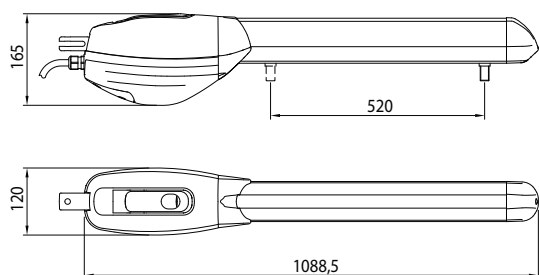
ACCESSORIES IN COMMON WITH 230V AC LINE

MC781	Kit mechanical stop BR20 series, R20/300MS and R20/500MS
KT201	Long front hinge plate
KT203	Long rear hinge plate
KT205	Kit 3 hinge plates long series
R99/C/001	Signboard "Automatic Opening"

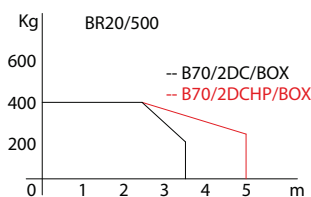
TECHNICAL FEATURES

Power Supply	230V AC - 115V AC 50/60Hz +10%
Brushless motor power supply	24V - 36V
Motor power	240W
Frequency of use	Super intensive use
Operating temperature	-20 +55°C
Protection level	IP43
Opening time at 90°	27" - 42"
Manoeuvre speed:	1 -1,66 cm/s
Max thrust	100 - 2800 N
Stroke	520 mm
Encoder	Digital encoder onboard
Limit switch	Adjustable mechanical stopper in opening and closing
Digital controller recommend	230V AC: B70/2DC/BOX B70/2DCHP/BOX 115V AC: B70/2DC115/BOX B70/2DCHP115/BOX
Cycles per day (opening/closing 24h no stop)	1.000
Notes	Complete with fixing plate KT205

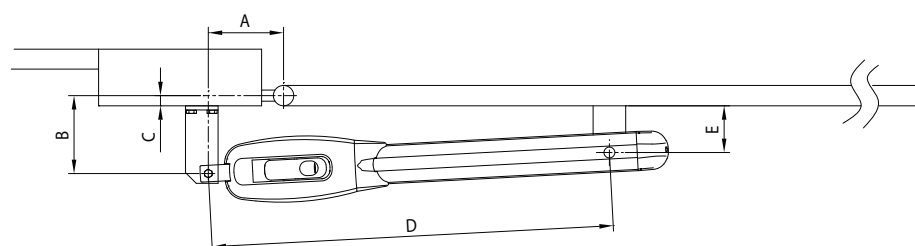
Dimensions



Usage limits



Predisposition for standard installation



QUOTA "A" mm	QUOTA "B" mm	ANGOLO APERTURA
100	210	90°
150	210	90°
150	300	90°
250	180	110°
220	200	110°
180	130	120°
210	180	120°

QUOTA "C" MAX mm	QUOTA "D" MAX mm	QUOTA "E" mm
190	950	123