




IRREVERSIBLE ELECTROMECHANICAL MOTOR UNDERGROUD FOR SWING GATES UP TO 3,50 MT WIDE.

Electromechanical underground motor, BRUSHLESS, low voltage, super intensive use, with native encoder onboard, irreversible, ideal for swing gates with leaf up to 4,5 mt. Standard version with 2 mt cable.

Mechanical adjustable stop when closing, adjustable when opening in the foundation box".

Code	Description	Pcs/pallet
BR21/351	Electromechanical underground motor, BRUSHLESS, low voltage, super intensive use, with native encoder onboard, irreversible, ideal for swing gates with leaf up to 4,5 mt. Standard version with 2 mt cable.	50

TECHNICAL IMAGE



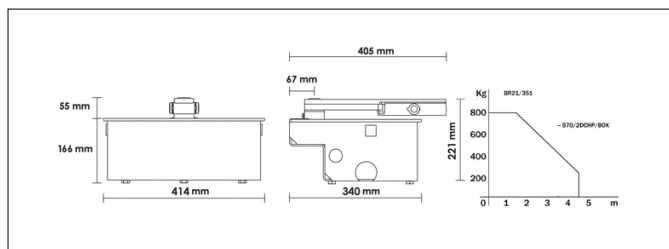
Product technical specifications	BR21/351
Number items per pallet	50
Power rating	200 W
Max thrust	300 N
Frequency of use	Intensive use
Operating temperature	-20+55°C
Protection level	IP 67
Opening time at 90°	19-29 s
Maximum dimension product in mm	H405xW221xL414
Operating cycles per day (opening/closing - 24 hours no stop)	1300 cycles
Limit switch	Mechanical stoppers
Maximun opening	105°(optional 125° - 360°)
Power supply cable length	2m
Bearing on main shaft	Standard
Reductor Type	Irreversible

PACKAGING INFORMATION

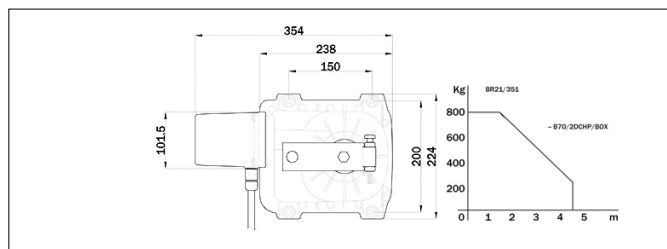


Size in cm: Lenght: 38.5 - Widht. 23,5 - Heigh. 16

PRODUCT DIMENSIONS AND PREPARING FOR INSTALLATION



DIMENSIONS



DIMENSIONS

PRODUCT ACCESSORIES



FU100
Cold galvanised
foundation box and lid.




FU101
Hot galvanised
foundation box and lid.



FU102
Hot galvanised
foundation box and inox
lid.



FU103
Inox AISI 304 foundation
box and lid.



LT300
Levers for opening up to
125°.



LT301
Levers for opening up to
360°.



LT301/R
Levers for opening up to
360° , with reinforced
chain.



RL650
Release system with
standard lever.



RL650/R
Release system with
standard lever, reinforced
steel version.



RL651
Release system with
european cylinder key.



RL663
Long release lever for
underground.



R99/C/001
Signboard Automatic
Opening".