

A large, dark grey industrial sliding gate is shown in a partially open position. A black Ditec actuator is mounted on the ground in front of the gate. A yellow warning light is visible on top of the gate structure. The background shows green trees and a blue sky.

PERFORMING

FORMING

ING

Sliding gates demand flexible automation systems that are able to manage various dimensions, different intensities of transit and changeable environmental conditions, whilst always ensuring maximum operational safety, functioning and reliability. The **Ditec Cross** line meets all the different commercial and industrial needs. These modern and fully equipped actuators are specifically designed to satisfy all most advanced technical and installation requirements.

Ditec Cross

A full range of products, for any type of service

Ditec Cross 18-19

For sliding gates weighing up to 1800 kg

They are ideal for heavy service (commercial and industrial entrances)

- Gear motors with three different limit switch working alternatives
- Easy key lock release through removable cover opening
- Ditec Cross 18VE with built-in radio
- Rugged and powerful motor
- Wide range of accessories to meet various operational requirements.



Ditec Cross 18-19

Ditec Cross 30

Rugged, powerful, suitable for gates up to 3000 kg

They are ideal for intensive service (community and industrial entrances)

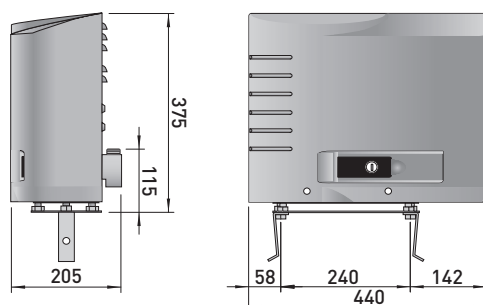
- Trouble-free installation
- Magnetic limit switch
- System housed in a robust steel cabinet
- Functional and large front removable cover for easy access to components
- Built-in electronic control panel.



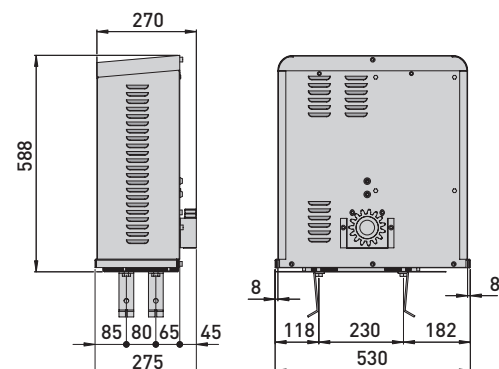
Ditec Cross 30

Dimensions

Cross 18 - Cross 19



Cross 30

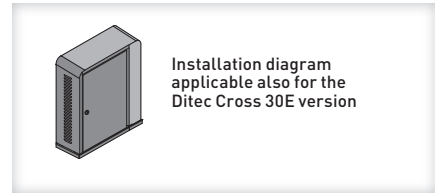
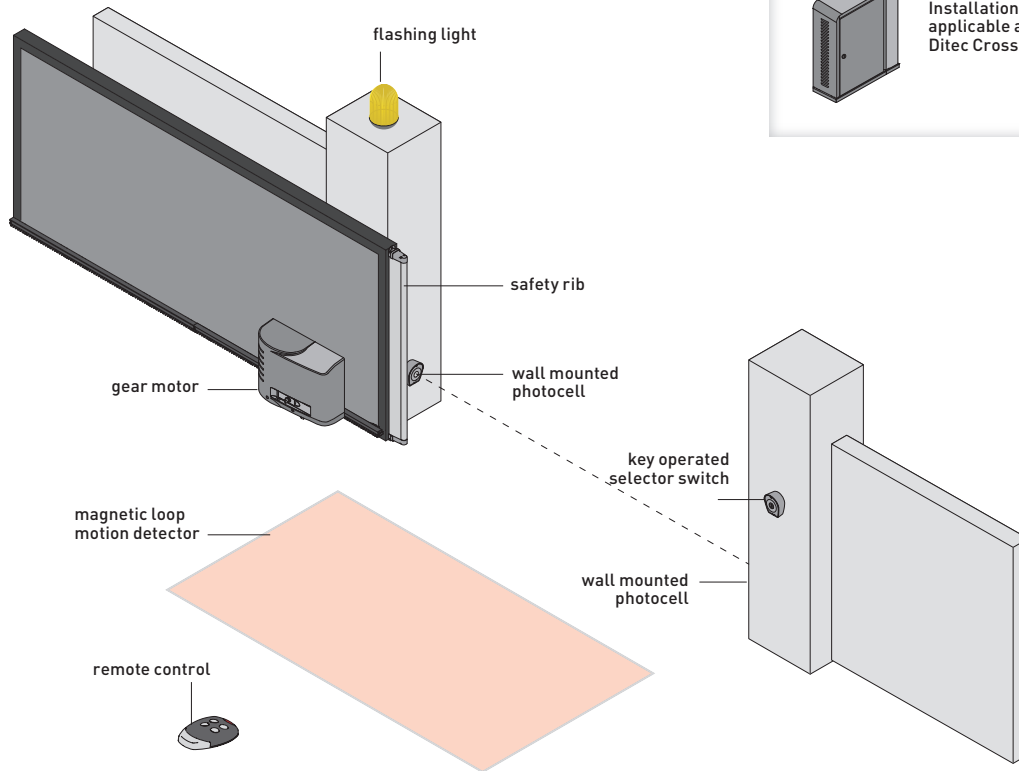


Product range

CROSS18	up to 1800 kg, rotary limit switch
CROSS18E	up to 1800 kg, lever-operated limit switch, built-in control panel and radio receiver
CROSS18VE	up to 1800 kg, magnetic limit switch, built-in control panel
CROSS19	up to 1800 kg, magnetic limit switch
CROSS30E	up to 3000 kg, magnetic limit switch, built-in control panel

Examples of installation and technical characteristics

Ditec Cross 18 - Ditec Cross 19



Technical specifications

Description: electromechanical actuator	Cross 18	Cross 18E	Cross 18VE	Cross 19V	Cross 30E
Travel control system	rotary stop	lever	magnetic mechanical stop	magnetic mechanical stop	magnetic mechanical stop
Capacity	1800 kg	1800 kg	1800 kg	1800 kg	3000 kg
Duty class	4 - heavy duty	4 - heavy duty	4 - heavy duty	4 - heavy duty	5 - very heavy duty
Intermittent operation	S2 = 30 min S3 = 50%	S2 = 30 min S3 = 50%	S2 = 30 min S3 = 50%	S2 = 30 min S3 = 50%	S3 = 100%
Power supply	230 V AC 50 Hz	230 V AC 50 Hz	230 V AC 50 Hz	400 V AC 50 Hz	400 V AC 50 Hz
Input	3 A	3 A	3 A	1.2 A	2.1 A
Thrust	1200 N	1200 N	1200 N	1500 N	3000 N
Opening speed	0.2 m/s	0.2 m/s	0.2 m/s	0.2 m/s	0.16 m/s
Closing speed	0.2 m/s	0.2 m/s	0.2 m/s	0.2 m/s	0.16 m/s
Max stroke	11 m	20 m	20 m	20 m	20 m
Release system for manual opening	key operated	key operated	key operated	key operated	a key operated
Operating temperature	-20°C / +55°C (-35°C / +55°C with NIO enabled)	-20°C / +55°C (-35°C / +55°C with NIO enabled)	-20°C / +55°C (-35°C / +55°C with NIO enabled)	-20°C / +55°C	-20°C / +55°C
Protection rating	IP 24D	IP 24D	IP 24D	IP 24D	IP 45
Product Dimensions (mm)	440x205x375	440x205x375	440x205x375	440x205x375	530x275x588
Control panel	E1A LOGICM	E1A (built in)	LOGICM (built in)	E1T	E1T (built in)

System functions

Description	Cross 18 - 18E	Cross 18 -18VE	Cross 19V - Cross30E
Control panel	ref. E1A for 1 230 V AC motor with built-in radio	ref. LOGICM for 1 or 2 230 V AC motors	ref. E1T for 1 three-phase 400 V AC motor
Mains power supply	230 V AC / 50/60 Hz	230 V AC / 50/60 Hz	230 V AC / 50/60 Hz
Accessories power supply	24 V DC / 0.5 A	24 V DC / 0.5 A	24 V DC / 0.5 A
Flashing light	230 V AC	230 V AC and 24 V DC	24 V DC
Gate open warning light (signals incomplete closure)	from limit switch	from limit switch and analogue	from limit switch
Courtesy light	■	■ (only with 1 motor)	
Limit switch provision	■	■	■
Force adjustment control setting	transformer	transformer	
ODS - Obstruction Detection System (halts or reverses movement if an obstacle is detected)	■	■	
Operation time adjustment	■	■	
Open control	■ (with dip-switch)	■	■ (with dip-switch)
Partial opening control	■ (with radio only)	■	■
Close control	■	■	■
Temporised automatic closing	■	■	■
Inching control	■	■	■
Hold-to-run control	■	■	■
Stop safety device	■	■	■
Reverse operation safety device	■	■	■
Safety Test Facility (for SOF self-testing safety devices)	■	■	■
NIO - Antifreeze system (for maintaining motor efficiency even at very low temperatures)	■	■	
Operating temperature	-20°C / +55°C (-35°C / +55°C with NIO enabled)	-20°C / +55°C (-35°C / +55°C with NIO enabled)	-20°C / +55°C