




BH30 SERIES

Today's digital intelligence
moves your gate



WHY BRUSHLESS...?

Digital, smart, powerful,
elegant, robust
and all-Italian.



Standby batteries in the event of power failure

No problem in the event of power failure change to due to the onboard standby batteries with two 12V DC 1.2 a/h batteries and the associated charging card located in a protected position inside the gate operator cover.



BRUSHLESS digital motor

Digital brushless motor based on a permanent magnetic field which uses neodymium iron-boron magnets inside the rotor. With special concentrated coil windings, powered by a three-phase sinusoidal power system and available in 24V, 36V and 220V AC versions, the motor is extremely compact and operates at ambient temperature, guaranteeing super-intensive use with extremely low consumption.



Multifunction digital display

4-quadrant digital display with 6 function keys that allow you to go through the various parameters, change their values, check error messages and input statuses and perform all the self-learning phases.



Extremely powerful digital encoder

Thanks to the SENSORED technology and the native encoder in the motor, it is possible to exploit the technology provided by a motor encoder with a computing capacity of 4096 pulses per revolution. An effective power control that allows safe management of the automation system in all its movements, especially in the obstacle detection phases.



Control on DSP microcontroller

Management of the BRUSHLESS motor by connection of a single 3-wire cable, with full digital management of your automation system thanks to the power control technology of the SENSORED motor.



High quality worm gears and bearings

Special worm gears and motor shafts obtained by pressure rolling processes guarantee durability and silence. Use of high-quality ball bearings with double protection.



Plug-in 2-channel radio receiver

Powerful 2-channel radio receiver with up to 500 storable radio controls, available in fixed code or rolling code versions.



High precision engineering

Reducer gears made with only with high quality materials such as aluminium, steel, cast iron and bronze; gears assembled with high-quality double-shielded ball bearings in order to obtain absolute precision between their axes.



Wide availability of inputs

The digital controller offers a wide range of inputs for management and connection of all accessories and safety devices.



Eccentric aluminium lock release lever

The release lever is made entirely of aluminium with opening by key cylinder. The opening system is based on a very robust and powerful eccentric operating method, and on the principle of the double lever, which unlocks the automation system easily and reliably.



Limit switch for any installation





The whole range of sliding gate motors in the BH30 series is available with a mechanical limit switch or magnetic limit switch managed by the powerful onboard native digital encoder.



Reinforced aluminium body



The BH30 body is made completely of aluminium reinforced with titanium. The thicknesses are increased and reinforced in the areas of greatest stress or possible wear. Treatment with epoxy paints to protect the body from the weather.

Technical SPECIFICATIONS

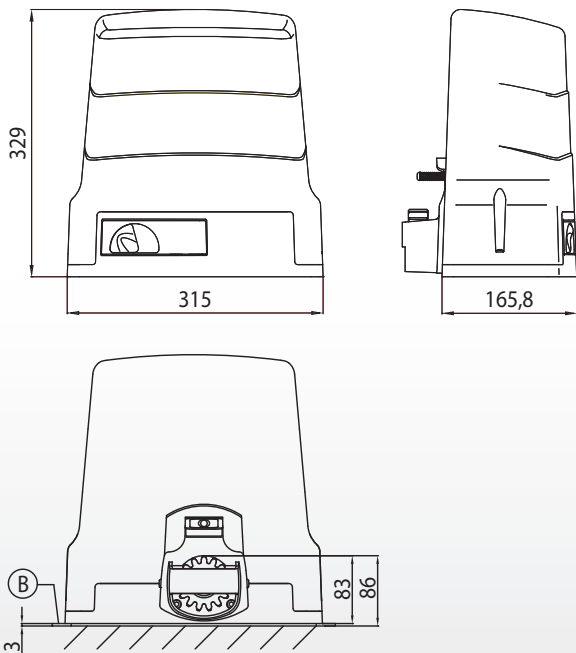
	BH30/603/HS	BH30/604/HS	BH30/803	BH30/804	BH30/804/R
Code Description	Electromechanical BRUSHLESS HIGH SPEED motor, low voltage, super intensive use, with native encoder onboard, irreversible ideal for sliding gates up to 600 kg, and high speed, with built-in digital controller B70 series, mechanical limit switch.	Electromechanical BRUSHLESS HIGH SPEED motor, low voltage, super intensive use, with native encoder onboard, irreversible ideal for sliding gates up to 600 kg, and high speed, with built-in digital controller B70 series, mechanical limit switch.	Electromechanical BRUSHLESS motor, low voltage, super intensive use, with native encoder onboard, irreversible ideal for sliding gates from 800 kg to 1000 kg. with built-in digital controller B70 series, mechanical limit switch.	Electromechanical BRUSHLESS motor, low voltage, super intensive use, with native encoder onboard, irreversible ideal for sliding gates from 800 kg to 1000 kg. with built-in digital controller B70 series, magnetic limit switch.	Electromechanical BRUSHLESS motor, low voltage, super intensive use, with native encoder onboard, REVERSIBLE ideal for sliding gates from 800 kg. with built-in digital controller B70 series, magnetic limit switch.
Reductor Type	Irreversible	Irreversible	Irreversible	Irreversible	Reversible 
Max gate weight	600 kg	600 kg	from 800 to 1000 kg	from 800 to 1000 kg	From 800 kg
Line power supply	230V AC - 115V AC 50/60Hz +-10%	230V AC - 115V AC 50/60Hz +-10%	230V AC - 115V AC 50/60Hz +-10%	230V AC - 115V AC 50/60Hz +-10%	230V AC - 115V AC 50/60Hz +-10%
Brushless motor power supply	24V	24V	24V	24V	24V
Rated power	200W	200W	200W	200W	200W
Frequency of use	Super Intensive	Super Intensive	Super Intensive	Super Intensive	Super Intensive
Operating temperature	-20 +55°C	-20 +55°C	-20 +55°C	-20 +55°C	-20 +55°C
Degree of protection	IP44	IP44	IP44	IP44	IP44
Speed of operation	0,44 m/sec 	0,44 m/sec 	0,20 m/sec	0,20 m/sec	0,33 m/sec 
Thrust	50 - 500 N	50 - 500 N	50 - 1000 N	50 - 1000 N	60 - 600 N
Encoder	Digital native encoder	Digital native encoder	Digital native encoder	Digital native encoder	Digital native encoder
Limit switch type	Mechanical with microswitch	Magnetic	Mechanical with microswitch	Magnetic	Magnetic
Onboard control unit	B70/1DC	B70/1DC	B70/1DC	B70/1DC	B70/1DC
Daily operation cycles (open / close - 24 hours non-stop)	800	800	1300	1300	1000
Packaged product weight	11,2 kg	11,2 kg	11,2 kg	11,2 kg	11,2 kg
Release	Eccentric lever with key cylinder	Eccentric lever with key cylinder	Eccentric lever with key cylinder	Eccentric lever with key cylinder	Eccentric lever with key cylinder
Rack module	4	4	4	4	4
Number of packages per pallet	44	44	44	44	44



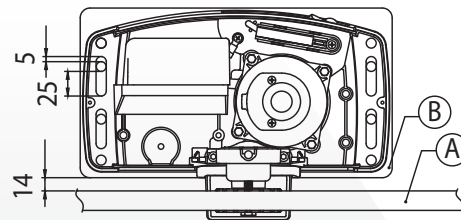
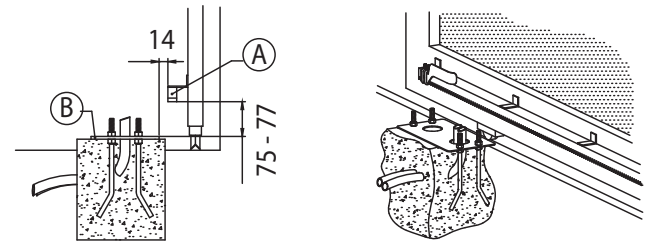
FUNCTIONS of automated sliding gate motor

DESCRIPTION	BH30/603/HS - BH30/604/HS 	BH30/803 - BH30/804	BH30/804/R 
Max gate weight	up to a 600 kg	from 800 kg to 1000 kg	from 800 kg
Onboard digital controller	B70/1DC	B70/1DC	B70/1DC
Radio receiver type	H93/RX22A/1 with fixed code connection H93/RX2RC/1 with rolling code connection	H93/RX22A/1 with fixed code connection H93/RX2RC/1 with rolling code connection	H93/RX22A/1 with fixed code connection H93/RX2RC/1 with rolling code connection
Motor power supply	24V DC	24V DC	24V DC
Motor management technology (ETC)	SENSORED technology	SENSORED technology	SENSORED technology
Encoder type	Magnetic Digital SENSORED, 4096 pulses per revolution	Magnetic Digital SENSORED, 4096 pulses per revolution	Magnetic Digital SENSORED, 4096 pulses per revolution
Mains power supply	230V 50/60 Hz	230V 50/60 Hz	230V 50/60 Hz
Battery operation	(optional) 2 internal batteries 12V DC, 1.2 Ah	(optional) 2 internal batteries 12V DC, 1.2 Ah	(optional) 2 internal batteries 12V DC, 1.2 Ah
Energy consumption	Very low consumption	Very low consumption	Very low consumption
Number of motors	1	1	1
Power supply for accessories	24V DC	24V DC	24V DC
Flashing light type	24V DC LED	24V DC LED	24V DC LED
Output for gate opening indicator and automation system on warning light	√	√	√
Output for courtesy light	40W	40W	40W
Timed and guaranteed automatic closing	√	√	√
Gate edge safety management, 8.2KΩ or standard	√	√	√
Limit switch type	Mechanical - Magnetic	Mechanical - Magnetic	Magnetic
Force adjustment in nominal movement	√	√	√
Force adjustment in start-up and deceleration	√	√	√
Obstacle detection (also in position recovery mode) - Motor reversal	√	√	√
Speed adjustment	Adjustable separately in opening and closure	√	Adjustable separately in opening and closure
Deceleration	Adjustable separately in opening and closure	√	Adjustable separately in opening and closure
Management of the slowdown starting point	√	√	√
Starting acceleration (soft-start)	Adjustable separately in opening and closure	√	Adjustable separately in opening and closure
Guaranteed closing	√	√	√
Stopping space and motor braking	√	√	√
Partial opening control	Pedestrian entry	Pedestrian entry	Pedestrian entry
Human presence control	√	√	√
Condominium function	√	√	√
Safety device configuration	√	√	√
Installation test function	(prog button)	(prog button)	(prog button)
Operating temperature	-20°C/+55°C	-20°C/+55°C	-20°C/+55°C
Inverter thermal protection	√	√	√
Restore factory default values	√	√	√
Information on use of motor	√	√	√
Security password management	√	√	√

Dimensions



Preparations for standard installation



A = Rack
B = Fastening plate (thickness 3mm)

Note: All measurements in the drawings are in millimetres

kit

KIT BH30/605/HS

Sliding gates from 400 kg to 600 kg, mechanical limit switch High speed version

KIT BH30/606/HS

sliding gates from 400 kg to 600 kg, magnetic limit switch High speed version

KIT BH30/805

sliding gates from 800 kg to 1000 kg, mechanical limit switch

KIT BH30/806

sliding gates from 800 kg to 1000 kg, magnetic limit switch

Contents of standard BH30 swing gate motor kit



1 sliding gate motor with onboard digital controller

1 radio receiver with 2 fixed code channels, H93 series

2 fixed code remote control units with copying function, E80 series

1 pair of photocells, R90 series

24V DC LED flashing lamp unit with integrated antenna

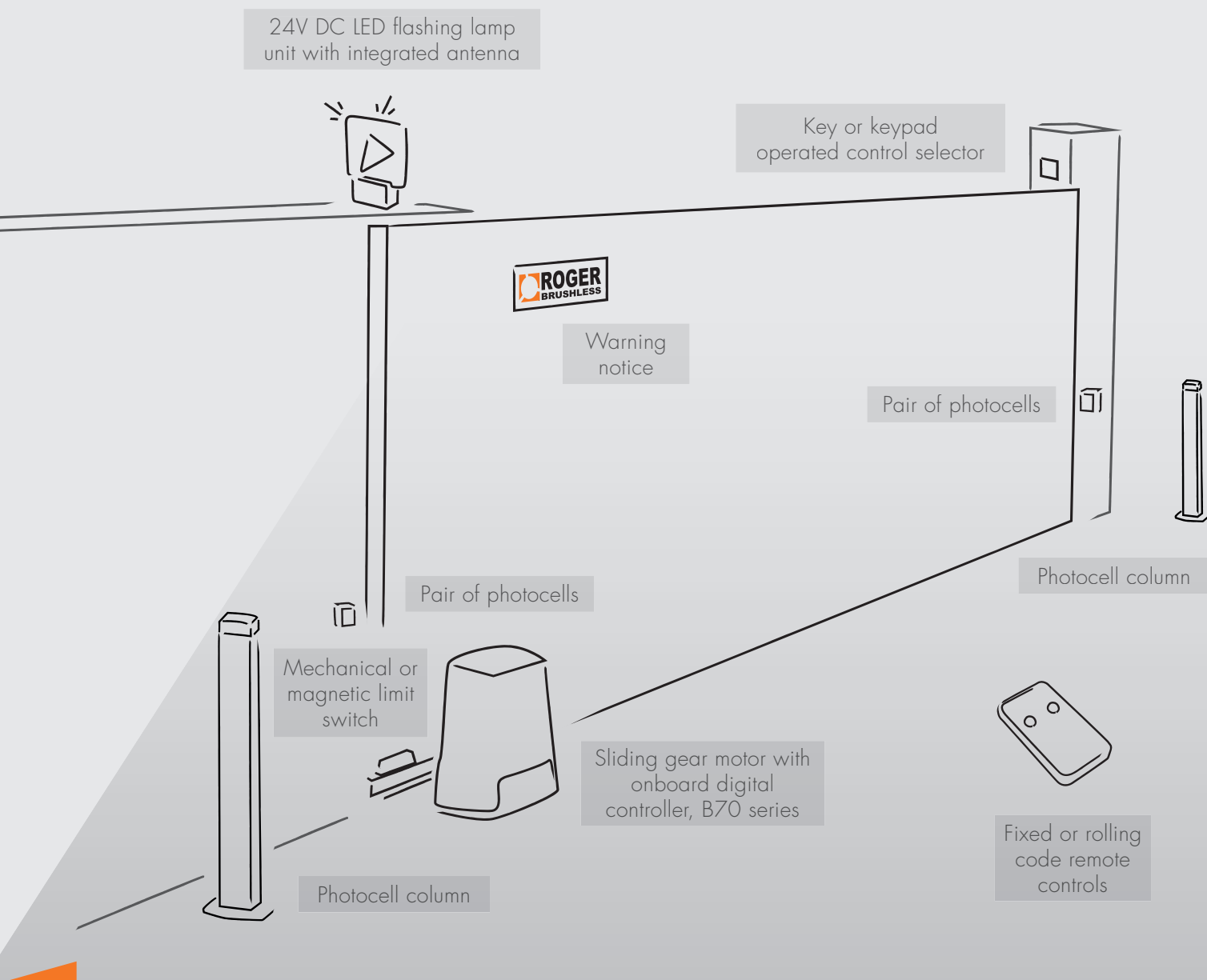
1 "Automatic Opening" warning notice

The composition of the kit is subject to change in the nature or quantity of the items. For the correct content of the kits always refer to the catalogue, the current sales price lists or the online product catalogue at WWW.ROGERTECHNOLOGY.COM

ACCESSORIES

BH30 everything you need for a complete, professional installation.

OPTIONAL ACCESSORIES					
	KT214/SC	Adapter plate complete with tie-rods and screws for H30 series		B71/BC	Batteries charger for brushless digital controller B70/1DC
	KT221	Raised fastening plate for H30 series		BT12V12	Pair of batteries 12V 1.2 Ah
	GA550	Steel rack 22x22x1000, galvanised, module 4		GA554	Pack of 6 spacers with screws
	GA551	Steel rack 30x12x1000, galvanised, module 4, complete with spacers and screws		R99/C/001	"Automatic Opening" warning notice
	GA553	Nylon rack, module 4, 6 attachments, length 1000	 <p>STANDARD ACCESSORIES</p> <p>Always included in the individual product package or kit</p>		



STANDARD INSTALLATION

A practical example
for your successful